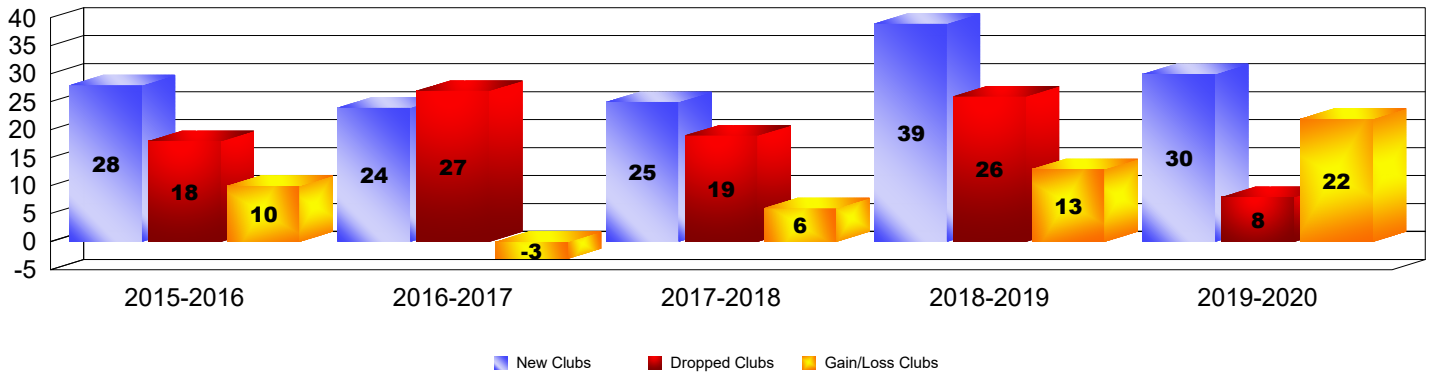


Multiple District 404

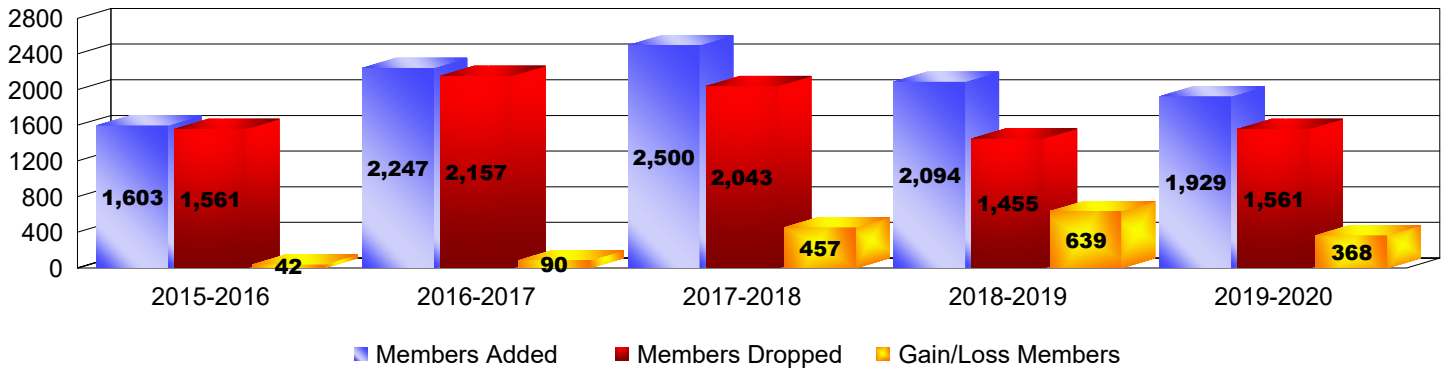
As of June 2020 Cumulative

Year	New Clubs	Dropped Clubs	Gain/Loss Clubs	New Members	Charter Members	Reinstate Members	Transfer Members	Total Member Added	Total Members Dropped	Gain/Loss Members
2015-2016	28	18	10	750	704	136	13	1,603	1,561	42
2016-2017	24	27	-3	1,426	622	174	25	2,247	2,157	90
2017-2018	25	19	6	1,384	815	284	17	2,500	2,043	457
2018-2019	39	26	13	1,037	927	110	20	2,094	1,455	639
2019-2020	30	8	22	962	814	137	16	1,929	1,561	368
Average	29	20	10	1,112	776	168	18	2,075	1,755	319


Clubs



Members



Membership Composition June 2020 Cumulative



Gender Comparison June 2020 Cumulative

